



Week 3 in Raccoon class...



Our focus text of the week is Mungo and the Picture Book Pirates by Timothy Knapman. The children are really engaged with the pirate enhancements and tasks that are available in the classroom. Our maths focus is exploring and testing the composition of 5; looking at the smaller parts of 5 coming together to make the 'whole' 5. Our Friday maths focus will continue to be measure, and we will ordering height and length using the text Up to my Knees by Grace Lin.

Ricky Raccoons need to bring a Forest School kit every Wednesday.
Rosie Raccoons need to bring an indoor PE kit every Wednesday.
Please remember we change into our kits at school, we do not wear them to school as the other year groups in school do.

Those children who had a memo via Tapestry about continuing Balance ability sessions will have a session each Monday. Please ensure they are wearing their trainers and have an extra layer as well as a coat.

Thank you for the permission responses we have already received for our Sea Life Centre trip next month. If you have not received the information letter and permission slip, please request another one from the office.

Our two independent mountain challenges this week are to go on a pirate scavenger hunt around the classroom and record their findings, and to subitise the dice face when they play a track game.

Congratulations to Nile and Theo for receiving the resilience star learner of the week in assembly. Congratulations to Ffynnon for receiving star writer of the week and having her writing displayed in the school hall.





Little Wandle - Letters and Sounds

Reception Phonics Home Learning



Phase 3 - Spring 1 Week 3

Focus - Phonemes ur / ow / oi / ear

Grapheme	Catchphrase	Pronunciation phrase
ur	 curl the fur	Open your mouth in a relaxed way, push your tongue down and say ur ur ur
ow	 wow owl	Open your mouth wide then move your lips together as you say ow ow ow
oi	 boing boing	Make an 'o' with your mouth then move your lips out as you say oi oi oi
ear	 get near to hear	Smile with your lips apart, push your tongue to your teeth as you say ear ear ear

Please support your child by blending these weekly words at home:

surf

howl

turf

down

oil

hear

join

tear

Please support your child with their recall of these tricky words:

was

my

you

by

they

all

into